

COSMIC

Innovation's mind

2021

CATALOGUE
CATÁLOGO

Logic

Design by **Cosmic Studio**











Pieces that bring together the functions and basic forms of the bathroom to create comfortable and pleasant ambiances.

Piezas que recogen los usos y formas básicas del baño para crear ambientes confortables y cómodos.



Highly compact black coating on stainless steel through a process of electrophoresis. Thermal hardening treatment through two phases of baking.

Revestimiento negro sobre acero inoxidable muy compacto, mediante un proceso de electroforesis. Tratamiento térmico de endurecimiento en dos fases de horneado.







Pieces that bring together the functions and basic forms of the bathroom to create comfortable and pleasant ambiances.

Piezas que recogen los usos y formas básicas del baño para crear ambientes confortables y cómodos.





Logic has successfully passed the high demanding tests of long last durability and resistance to extreme uses (static charge or impact testing) to assure long last durability of the product.

Toda la gama **Logic** ha superado con éxito exigentes tests de durabilidad y resistencia a usos extremos (cargas estáticas o test de impacto), para asegurar una larga vida al producto.



FEATURES / CARACTERÍSTICAS

Easy installation: double pitch screw.
Hidden attachments. Anti-corrosion.

Fácil instalación: tornillo de doble paso.
Fijaciones ocultas. Anticorrosión.

Optional disc (30 mm Ø) for safer installation on plasterboard walls included.

Incluido disco opcional (30 mm Ø) para una instalación más segura en paredes de yeso y cartón-yeso.


FINISHES / ACABADOS



Bright
Brillo



Matte
Mate



Soft Black
Soft Black

Smooth, consistent and pleasant to the touch

Textura suave, regular y agradable al tacto

High resistance Non-scratch

Alta resistencia a las rayadas



Innovation in the bathroom sector
Innovación en el sector del baño

Completely uniform finish

Uniformidad en el acabado

Soft Black

A process widely used in the automobile industry to protect bodywork

Un proceso muy utilizado en el sector automovilístico para la protección de las carrocerías

Application of a process widely used in the **automobile industry** to protect bodywork, thanks to the **research** and **development** carried out by the Cosmic team. An **innovation** in the bathroom sector. Completely **uniform finish**, which makes it **smooth, consistent** and **pleasant to the touch**. **High resistance Non-scratch**.

Aplicación de un proceso muy utilizado en el **sector automovilístico** para la protección de las carrocerías, gracias a la **investigación** y **desarrollo** realizada por el equipo de Cosmic.

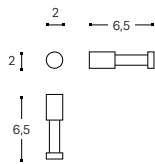
Innovación en el sector del baño. **Uniformidad** en el acabado, consiguiendo una **textura suave, regular y agradable al tacto**. **Alta resistencia a las rayadas**.





○
HOOK *
COLGADOR *

226 02 21
BRIGHT / BRILLO
226 03 21
MATTE / MATE
226 36 21
SOFT BLACK

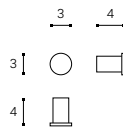


INCH 0.8x2.5x0.8



○
HOOK
COLGADOR

225 02 21
BRIGHT / BRILLO
225 03 21
MATTE / MATE
225 36 21
SOFT BLACK

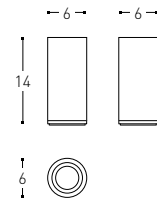


INCH 1.2x1.6x1.2



○△
FREE STANDING BRUSH-HOLDER
PORTACEPILLOS ENCIMERA

226 02 51
BRIGHT / BRILLO
226 03 51
MATTE / MATE
226 36 51
SOFT BLACK

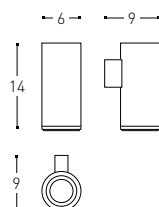


INCH 2.4x3.5x5.5



○△
BRUSH-HOLDER
PORTACEPILLOS

226 02 03
BRIGHT / BRILLO
226 03 03
MATTE / MATE
226 36 03
SOFT BLACK

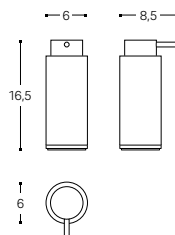


INCH 2.4x3.5x5.5



○△
FREE STANDING SOAP DISPENSER
DOSIFICADOR ENCIMERA

226 02 53
200 ML BRIGHT / BRILLO
226 03 53
200 ML MATTE / MATE
226 03 53
200 ML SOFT BLACK

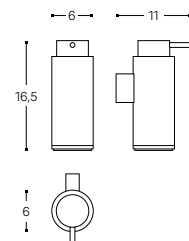


INCH 2.4x3.3x6.5




○△
SOAP DISPENSER
DOSIFICADOR

226 02 04
200 ML BRIGHT / BRILLO
226 03 04
200 ML MATTE / MATE
226 36 04
200 ML SOFT BLACK

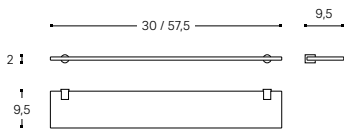


INCH 2.4x4.3x6.5



○◆
GLASS SHELF *
ESTANTE VIDRIO *

- 226 02 44** 30 CM
- 226 02 45** 57,5 CM
BRIGHT / BRILLO
- 226 03 44** 30 CM
- 226 03 45** 57,5 CM
MATTE / MATE
- 226 36 44** 30 CM
- 226 36 45** 57,5 CM
SOFT BLACK

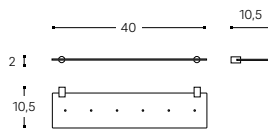


INCH 11.8/22.6x3.7x0.8



○
STAINLESS STEEL FLAT SHELF *
ESTANTE INOX *

- 226 02 46**
BRIGHT / BRILLO
- 226 03 46**
MATTE / MATE
- 226 36 46**
SOFT BLACK

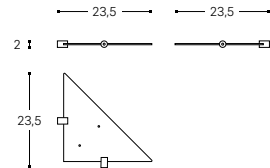


INCH 15.7x4.1x0.8



○
STAINLESS STEEL CORNER SHELF *
ESTANTE RINCÓN INOX *

- 226 02 43**
BRIGHT / BRILLO
- 226 03 43**
MATTE / MATE
- 226 36 43**
SOFT BLACK

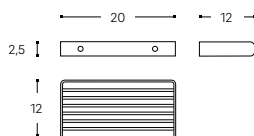


INCH 9.2x9.2x0.8



○
RACK SOAP DISH
JABONERA REJILLA

- 290 02 39**
GLOSSY / BRILLO
- 290 03 39**
MATTE / MATE
- 290 36 39**
SOFT BLACK

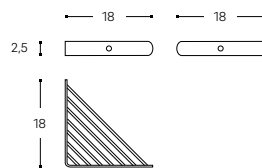


INCH 7.9x4.7x1



○
CORNER RACK SOAP DISH
JABONERA REJILLA RINCÓN

- 290 02 30**
GLOSSY / BRILLO
- 290 03 39**
MATTE / MATE
- 290 36 30**
SOFT BLACK

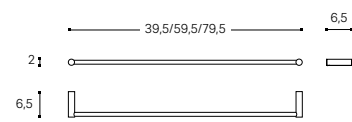


INCH 7x7x1



○
TOWEL RACK *
TOALLERO *

- 226 02 64**
40 CM / INCH 15.5 BRIGHT / BRILLO
- 226 02 65**
60 CM / INCH 23.4 BRIGHT / BRILLO
- 226 03 64**
40 CM / INCH 15.5 MATTE / MATE
- 226 03 65**
60 CM / INCH 23.4 MATTE / MATE
- 226 36 65**
60 CM / INCH 23.4 SOFT BLACK
- 226 36 66**
80 CM / INCH 31.3 SOFT BLACK



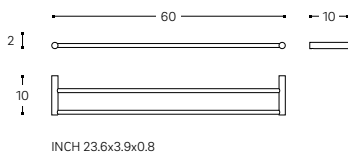
INCH 15.5/23.4/31.3x2.5x0.8

* OPTIONAL DISC (30 MM Ø) FOR SAFER INSTALLATION ON PLASTERBOARD WALLS INCLUDED.
* INCLUIDO DISCO OPCIONAL (30 MM Ø) PARA UNA INSTALACIÓN MÁS SEGURA EN PAREDES DE YESO Y CARTÓN-YESO.



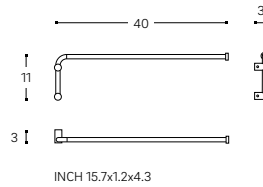
DOUBLE TOWEL RACK *
TOALLERO DOBLE *

226 02 61
BRIGHT / BRILLO
226 03 61
MATTE / MATE
226 36 61
SOFT BLACK




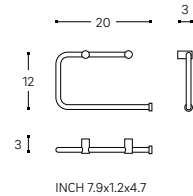
SWIVEL TOWEL RACK *
TOALLERO GIRATORIO *

226 02 74
BRIGHT / BRILLO
226 03 74
MATTE / MATE
226 36 74
SOFT BLACK



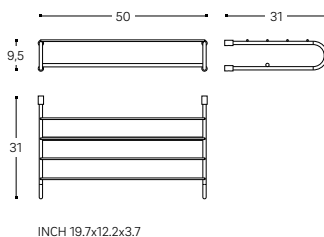
TOWEL RING *
TOALLERO ARO *

226 02 72
BRIGHT / BRILLO
226 03 72
MATTE / MATE
226 36 72
SOFT BLACK



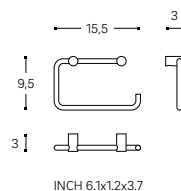
TOWEL RACK SHELF
TOALLERO ESTANTE

226 02 68
BRIGHT / BRILLO
226 03 68
MATTE / MATE



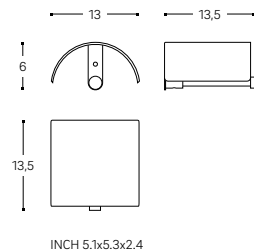
PAPER HOLDER / TOWEL RACK *
PORTAPAPEL / TOALLERO *

226 02 54
BRIGHT / BRILLO
226 03 54
MATTE / MATE
226 36 54
SOFT BLACK



PAPER HOLDER WITH COVER
PORTAPAPEL CON TAPA

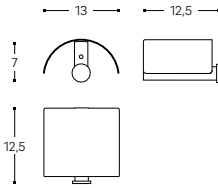
226 02 59
BRIGHT / BRILLO
226 03 59
MATTE / MATE
226 36 59
SOFT BLACK





PAPER HOLDER WITH COVER
PORTAPAPEL CON TAPA

- 225 02 59**
BRIGHT / BRILLO
- 225 03 59**
MATTE / MATE
- 225 36 59**
SOFT BLACK

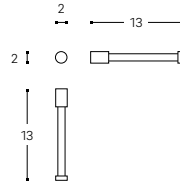


INCH 5.1x4.9x2.7



PAPER HOLDER WITHOUT COVER *
PORTAPAPEL SIN TAPA *

- 226 02 58**
BRIGHT / BRILLO
- 226 03 58**
MATTE / MATE
- 226 36 58**
SOFT BLACK

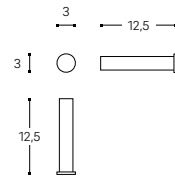


INCH 0.8x5.1x0.8



PAPER HOLDER WITHOUT COVER
PORTAPAPEL SIN TAPA

- 225 02 58**
BRIGHT / BRILLO
- 225 03 58**
MATTE / MATE
- 225 36 58**
SOFT BLACK

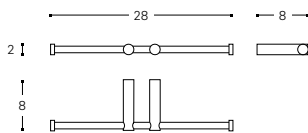


INCH 1.2x4.9x1.2



DOUBLE PAPER HOLDER WITHOUT COVER *
PORTAPAPEL DOBLE SIN TAPA *

- 226 02 57**
BRIGHT / BRILLO
- 226 03 57**
MATTE / MATE
- 226 36 57**
SOFT BLACK

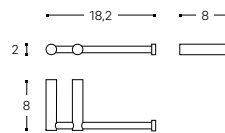


INCH 11x3.1x0.8



PAPER HOLDER WITHOUT COVER *
PORTAPAPEL SIN TAPA *

- 226 02 56**
BRIGHT / BRILLO
- 226 03 56**
MATTE / MATE
- 226 36 56**
SOFT BLACK

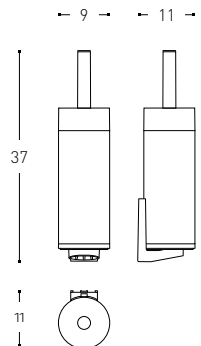


INCH 7.2x3.1x0.8



TOILET BRUSH FLOOR / WALL
ESCOBILLERO SUELO/PARED

- 249 98 00**
NEGRO-MATE / BLACK-MATTE
- 249 96 00**
NEGRO-BRILLO / BLACK-GLOSSY



INCH 3.5x4.3x14.5

* OPTIONAL DISC (30 MM Ø) FOR SAFER INSTALLATION ON PLASTERBOARD WALLS INCLUDED.
* INCLUIDO DISCO OPCIONAL (30 MM Ø) PARA UNA INSTALACIÓN MÁS SEGURA EN PAREDES DE YESO Y CARTÓN-YESO.





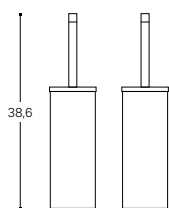
FREE STANDING TOILET BRUSH
ESCOBILLERO SUELO

226 02 01
 BRIGHT / BRILLO

226 03 01
 MATTE / MATE

226 36 01
 SOFT BLACK

← 9,2 → ← 9,2 →



INCH 3.6x3.6x15.2



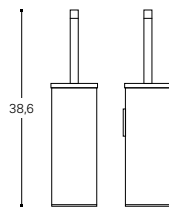
TOILET BRUSH
ESCOBILLERO

226 02 97
 BRIGHT / BRILLO

226 03 97
 MATTE / MATE

226 36 97
 SOFT BLACK

← 9,2 → ← 9,4 →



INCH 3.6x3.7x15.2



ART DIRECTION
COSMIC STUDIO

GRAPHIC DESIGN
AT COMUNICACIÓ

Ref. 3140967 / EN-ES

COSMIC

INDUSTRIAS COSMIC, S.A.U.
C/ESQUEIS S/N. LOCAL NÚM1.
POL. IND. CAN BARRI.
08415 BIGUES I RIELLS BARCELONA SPAIN
CENTRAL OFFICE TEL +34 938 654 277
INTERNATIONAL PHONE TEL +34 938 664 101
SHOWROOM C/ESQUEIS S/N. LOCAL NÚM1. POL. IND. CAN BARRI. 08415 BIGUES I RIELLS BARCELONA SPAIN

info@icosmic.com
www.icosmic.com

